



COMMISSIONERS

Essex County

Hon. Edwin E. Smith, Jr.
Hon. John C. Magruder
Ms. Sarah Pope

Town of Tappahannock

Hon. Katherine B. Carlton

Gloucester County

Hon. Ashley C. Chriscoe
(Chairman)
Hon. Michael W. Hedrick
Dr. William G. Reay

King and Queen County

Hon. Sherrin C. Alsop
Hon. R. F. Bailey
Ms. Vivian Seay

King William County

Hon. Edwin H. Moren, Jr.
Hon. Travis J. Moskalski
(Vice-Chairman)
Mr. Otto O. Williams
Mr. Percy C. Ashcraft

Town of West Point

Hon. James M. Pruett
Mr. John B. Edwards, Jr.

Mathews County

Hon. Melissa Mason
Hon. David Jones
Mr. Harry Meeks
Ms. Ramona Wilson

Middlesex County

Hon. Wayne H. Jessie, Sr.
(Treasurer)
Hon. Reggie Williams, Sr.
Ms. Kendall Webre

Town of Urbanna

Hon. Dr. William T. Goldsmith

Secretary/Director

Mr. Lewis L. Lawrence, III

VDH-LP SWAP

Low Income Qualified Residential Septic Repair/Replacement, Well Replacement, Abandonments, Sewer Connections, and Public Water Connections

Contractors:

The Middle Peninsula Planning District Commission Septic and Well Assistance Program is soliciting bids for the attached project. Projects are supported by a grant program funded by the Virginia Department Health (VDH) and administered by the Middle Peninsula Planning District Commission (MPPDC) Septic and Well Assistance Program.

Grant funds will be utilized to fund 100% of the approved amount. The attached project has already been qualified for grant funding and the next phase is to solicit bids from contractors.

Attached you will find an itemized bid sheet breaking out certain costs and acknowledgments that need to be captured, a scope of work, and existing permits. Awarded projects are to be completed in a timely manner. **All work must be completed before the expiration of permits.** Work is done for the MPPDC SWAP Program, who disperses payment. You will receive a Notice to Proceed if you are awarded the project.

The grant has a hard deadline, to be reimbursed by this program all work, associated paperwork, invoices, and receipts must be dated prior to and received by the MPPDC SWAP Program Manager **no later than June 30th, 2025.**

For additional information or assistance, please contact Taylor Ovide, Coastal Resilience Planner at (804) 758-2311 or tovide@mppdc.com.

Well Installation and Well Abandonment Project (2023-MPPDC-09W)

Address: 1190 Commins Road, Aylett, VA 23009

Cost for Line Item #1 (include total cost for items A-H) These are known factors. Vendors must invoice for actual cost incurred as described in the attached scope of work and permits.

Total	
	Line 1 Total Bid Cost
Line Item # 1; The contractor shall furnish all labor, supervision, equipment, tools, parts, supplies and materials, as necessary, to perform the services as described in the scope of work and permits:	\$
Itemized	
	Itemized Bid Cost
A&B) Costs to construct and install a well to specification in compliance with the attached Local Health Department Permit and code:	\$
C1) Costs of Tree Removal per permit:	\$
C2) Costs of Site Clearing per permit:	\$
F) Costs of abandoning the existing well as specified by scope, permit, and code:	\$
H) Costs of stabilizing, seeding and grading the site after construction to return to the original state in compliance with applicable code:	\$
Additional Itemized Costs Not Included In Line 1:	
Additional costs not included in line item 1:	\$

Signature: _____ **Date** _____

Bid is good for _____ **days**

The following are required. Please initial in agreement to perform the following and that any costs to perform these tasks are included in Line Item 1:

	Initial on the lines below;
<p>D) Provide, or subcontract with a licensed plumber and electrician to complete project per permits, scope of work, and code to convey the appropriate amount of water to the home plumbing system:</p>	<p>_____</p>
<p>I) Bidders shall comply with all requirements of DPOR for contracting and executing the contract with the MPPDC. Operate within the requirements of the DPOR Water Well System Provider Certification and proof of insurance. Documentation of appropriate Licenseses Shall be provided to the MPPDC.</p>	<p>_____</p>
<p>L) Submit invoice to tovide@mppdc.com once Local Water Authority has inspected and provided a completion report and inspection. Include a copy of the completion statement along with a copy of the ROI, GW-2, GW-05, lab results and completion statement:</p>	<p>_____</p>

Well Installation and Well Abandonment (2023-MPPDC-09W)

Address: 1190 Commins Road, Aylett, VA 23009

Scope of work:

The contractor shall furnish all labor, supervision, equipment, tools, parts, supplies and materials, as necessary, to perform the services as described herein:

Cost for Line Item #1 (include total cost for items A-H). These are known factors. Vendors must invoice for actual cost incurred as described herein. The initial bid should be an average cost/foot of depth for 150 feet (add other itemized costs such as mobilization/setup, etc.). Please note: 150 feet is an estimate, vendor will bill based on actual service performed, actual depth drilled (as verified on the GW-2 and VDH's Record of Inspection). Vendor will only be paid for actual well depth drilled, casing depth, grout depth, depth of drop pipe, pump, etc. Vendor must provide a detailed bid for 150 ft.; any additional footage must be listed as additional services at a per foot rate. Vendors who submit bids for over or under 150 feet; will not be accepted.

A) Construct a private water well that meets the location, construction specifications, water quantity, and water quality requirements of the Virginia Private Well Regulations (12VAC5-630-10 et seq., the Regulations).

B) Construct the above class III(B) well with a minimum of 50' of casing and grout and in compliance with the King William County Health Department Private Well Construction Permit (*abandonment is also noted as required) (150-23-0125 at 1190 Commins Road, Aylett, VA 23009 in the location shown on the permit. The permit may contain additional conditions, notes, and information needed to construct the well.

C) Tree Removal and Site Clearing: A pre-bid site visit is recommended to determine what if any tree removal or site clearing that may need to occur. Per the above referenced Permit, remove any trees and wood debris as described in the permit and haul away wood and debris unless notified otherwise. Costs of tree removal and site clearing should be included in initial bids. Any additional site clearing or tree removal required during installation must be submitted in writing to and approved by MPPDC SWAP staff in writing including an additional cost estimate.

D) Provide, or subcontract with a licensed plumber and electrician to provide, the well pump, plumbing, and electrical required to convey the water under sanitary conditions from the well to the home plumbing system in the quantity required by the Regulations and the Virginia Uniform Statewide Building Code. This includes obtaining or assuring that the owner obtains all permits and inspections necessary by the local building authority in compliance with the Virginia Uniform Statewide Building Code.

E) Disinfect the well and plumbing as required by the Regulations and provide the required Uniform Water Well Completion Report (GW2). Obtain a final compliance inspection from the health department and a Record of Inspection and assure that the well is tested and complies with the water quality requirements of the Regulations.

F) Appropriately abandon existing private drinking water supply/well. Abandon the well as specified by the Regulations and by the King William County Health Department Well Construction Permit (*abandonment is also noted as required) [150-23-0125]. This would include disinfecting the existing well and assessing the well depth, materials, and depth to water. Salvage any materials that can be removed from the well. Additional requirements and conditions may be found on the abandonment permit. Submit the required Uniform Water Well Completion Report GW-5 Well Abandonment Form with all required information filled out.

G) Follow all regulations and permitting pertaining to erosion and sediment control including stabilizing, seeding, and grading the site after construction to return to the original state. Control construction runoff with proper practices so as not to become a nuisance to the owner or to neighboring properties or cause sediment to be discharged into state waters and drainage ditches. Any construction debris must also be removed from the site and disposed of properly.

H) Bidders shall comply with all requirements of the Department of Professional and Occupational Regulations (DPOR) for contracting and executing the contract with the Virginia Department of Health. Operate within the requirements of the DPOR Water Well System Provider Certification and proof of insurance. Bidders contacted by SWAP staff to provide any missing required documents, must provide the document within 24 business hours or their bid will be considered non-responsive.

I) Submit invoice to tovide@mppdc.com once Local Water Authority has inspected and provided a completion report and inspection and the Local Health Department has issued the Record of Inspection (ROI) along with a copy of the ROI, GW-2, GW-05, lab results and completion statement.

Additional Services (If Needed) Bidder must contact SWAP Project Manager listed on the Notice to Proceed for approval prior to any additional services performed. VDH will issue a change order for actual additional services rendered.

The contractor shall furnish all labor, supervision, equipment, tools, parts, supplies and materials, as necessary, to perform the services as described herein:

- A. Additional depth (beyond 150 ft.): provide a per foot rate for additional depth. If bidder has an estimate of how deep the well may be at this location, please provide. Example:

Additional Depth (beyond 150 feet): \$25/ft, estimated additional depth 250 feet, estimated total well depth 400 feet.

- B. Additional cost for installation of a pump below 150 ft., including per foot cost for drop pipe.
- C.

Breakdown of Total Cost

When responding to solicitation Bidders must attach a document listing breakdown of total cost for line item 1. Bidders must attach a separate breakdown of cost for additional services.

Additional cost should not be included in line item 1 bid submission.

Optional site visit: If a site visit is needed please contact Taylor Ovide to arrange a day/time for a site visit.

Additional questions:

Contact Taylor Ovide via email: tovide@mppdc.com

Notice to Proceed

If Bidder is selected for award, the Bidder shall be required to provide a signed Notice to proceed form within 3 business days of notification. SWAP staff will provide a form for signature.



King William County Health Department
P.O. BOX 155
King William, VIRGINIA 23086

Private Well Construction Permit

DATE : 9/13/2023

Tax Map #: 21A-2-7
HDID #: 150-23-0125
Property Address:
1190 Commins Road
Aylett, Virginia 23009

Owner Name: Carolyn A. Schools
Mailing Address:
1190 Commins Road
Aylett, Virginia 23009

Directions: Property is on southwest bound side of Commins Road just before Oak Springs Subdivision.

Subdivision: T.G. Corpening **Section** Block Lot 7

The attached drawings and below specifications constitute your permit to install a private well on the property referenced above. This permit is null and void if conditions are changed from those shown on your application or if conditions are changed from those shown on the attached construction drawings and specifications. VDH may revoke or modify any permit if, at a later date, it finds that the site conditions, well location, and/or design do not substantially comply with the Private Well Regulations, 12 VAC 5-630-10 et seq, or if the well would threaten public health or the environment. There may be other local, state, or federal laws or regulations that apply to the proposed construction of this private well. The landowner is responsible at all times for complying with all applicable local, state, and federal laws and regulations, and for ensuring that the water well is properly located on the landowner's property and in the approved area indicated on the attached schematic.

This private well is located in a Groundwater Management Area as declared by the State Water Control Board. VDH recommends that, prior to well construction and testing, you contact the Department of Environmental Quality (DEQ) Office of Water Supply, for further information on the Groundwater Withdrawal Permitting Program's requirements and procedures. DEQ may have additional requirements regarding well construction and testing beyond those required by the King William County Health Department. For more information, visit DEQ's website at the following address: <http://www.deq.virginia.gov/Programs/Water/WaterSupplyWaterQuantity/GroundwaterPermitting.aspx>.

Your private well must be inspected by a representative of the local health department. Your private well may not be placed into operation until you have obtained a Record of this Inspection (ROI) from the King William County Health Department. This construction permit is transferable until expired or deemed null and void. A permit transfer form may be found on the VDH website at <http://www.vdh.virginia.gov/environmental-health/gmp-2015-01-forms/>.

Before you can obtain your ROI, you must provide the Health Department with a complete Water Well Completion Statement /GW-2 from your well driller and a record of a satisfactory bacteriological sample result.

- Well Purpose: Domestic Drinking Water**
- Well Class: IIIB**
- Distance from Building Sewer: 50'+**
- Distance from Septic/Pretreatment Tank: 50'+**
- Distance from Conveyance System: 50'+**
- Distance from Absorption Area: 50'+**
- Minimum distance from any current or future soil-poisoned termite treated foundation: 50'**

- Minimum Casing Depth: 50'**
- Minimum Grout Depth: 50'**

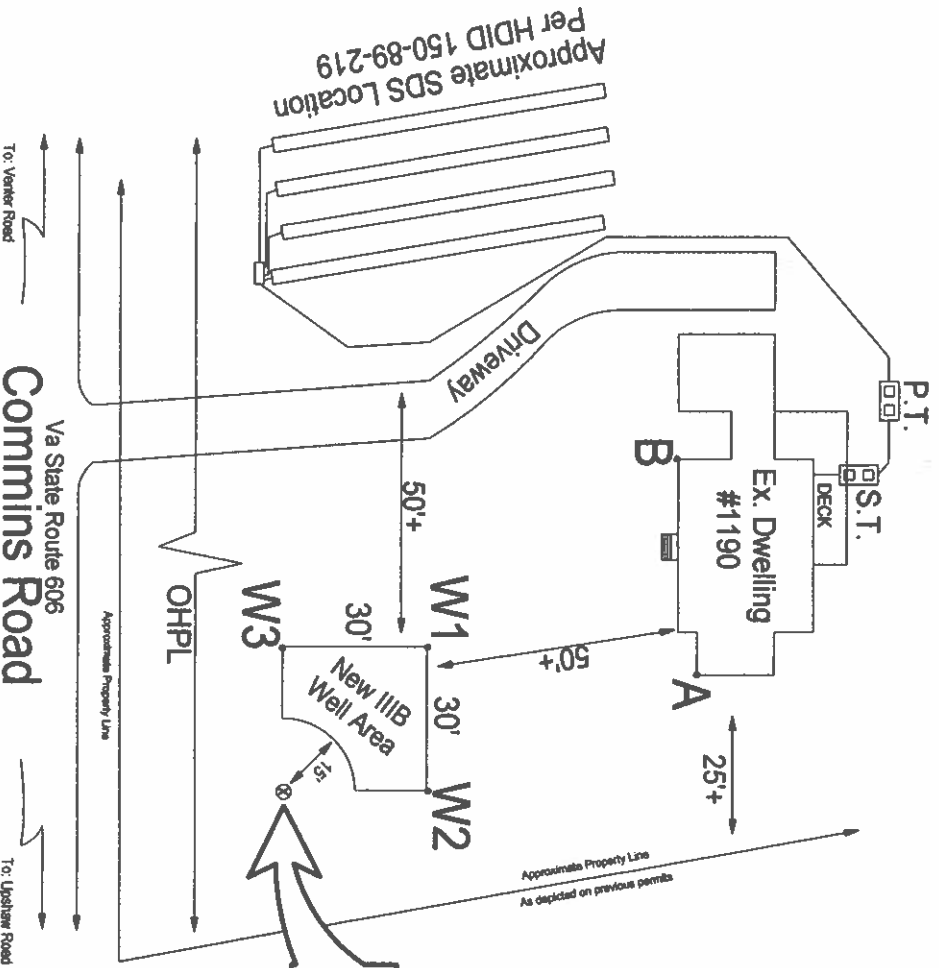
The currently existing IIIC well serving this property is to be properly abandoned in conjunction with the construction of this new well

THIS PERMIT EXPIRES: March 13, 2028

Issued by: 
Robert Becker, Environmental Health Specialist
King William County Health Department

Date: 9/13/2023

Construction Drawing

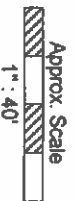


Approximate SDS Location
Per HDID 150-89-219

Existing III C Well
*To Be Abandoned

Ms. Carolyn A. Schools
1190 Commins Road
Aylett, Va 23009
Tax Map : 21A-2-7
HDID : 150-23-0125
8/13/2023

- ***Construct New III B Well in given 30' x 30' area
- ***Well is to be cased and grouted to a minimum of 50'
- ***Extend Well Head a minimum of 12" above ground surface
- ***Stay a minimum 50' from all territe treated foundations
- ***Stay a minimum 50' from all existing Sewage Disposal Systems
- ***Avoid all existing and potential sources of contamination
- ***Verify and stay 10'+ from all underground utility lines
- ***Homeowner to verify well location is within the property boundaries, depicted property lines were not marked on-site
- ***Existing III C well is to be properly abandoned per VDH regulations by a licensed well driller at the time of construction
- ***For questions, and to schedule an inspection please contact KMMI HD @ (804) 769-4988



MEASUREMENTS	
A to W1 : 57'	B to W1 : 65'
A to W2 : 61'	B to W2 : 87'
A to W3 : 87'	B to W3 : 91'
A to III C : 90'	B to III C : 108'

12VAC5-630-450. Well abandonment.

A. Well abandonment is governed jointly by the Department of Environmental Quality and the Department of Health pursuant to § 62.1-44.92(6) of the Ground Water Act of 1973 (Repealed). In addition, the abandonment of any private well governed by this chapter, or any private well abandoned as a condition of a permit issued under this chapter, shall be administered by the Department of Health in conformance with this section.

B. A temporarily abandoned well shall be sealed with a water-tight cap or well head seal. Such a well shall be maintained so that it will not be a source or channel for contamination to ground water during temporary abandonment.

► C. Permanent abandonment. The object of proper permanent abandonment is to prevent contamination from reaching ground water resources via the well. A permanently abandoned well shall be abandoned in the following manner:

1. All casing material may be salvaged.

2. Before the well is plugged, it shall be checked from land surface to the entire depth of the well to ascertain freedom from obstructions that may interfere with plugging (sealing) operations.

3. The well shall be thoroughly chlorinated prior to plugging (sealing).

4. Bored wells and uncased wells shall be backfilled with clean fill to the water level. A two-foot-thick bentonite plug shall be placed immediately above the water level. Clean fill shall be placed on top of the bentonite plug and brought up to at least five feet from the ground surface. The top five feet of the well casing, if present, shall be removed from the bore hole. In an open annular space is present around the well casing, the annular space shall be filled with grout to the maximum depth possible, but less than or equal to 20 feet. A one-foot-thick cement or bentonite grout plug that completely fills the bore void space shall be placed a minimum of five feet from the ground surface. The remaining space shall be filled with clean fill which is mounded a minimum of one foot above the surrounding ground surface. Bored wells or uncased wells abandoned in this manner shall be treated as wells with respect to determining the minimum separation distance to sources of contamination listed in Table 3.1. The location of these wells shall be permanently marked for future location.

5. Wells constructed in collapsing material shall be completely filled with grout or clay slurry by introduction through a pipe initially extending to the bottom of the well. Such pipe shall be raised, but remain submerged in grout, as the well is filled.

6. Wells constructed in consolidated rock formations or which penetrate zones of consolidated rock may be filled with sand or gravel opposite the zones of consolidated rock. The top of the sand or gravel fill shall be at least five feet below the top of the consolidated rock and at least 20 feet below land surface. The remainder of the well shall be filled with grout or clay slurry.

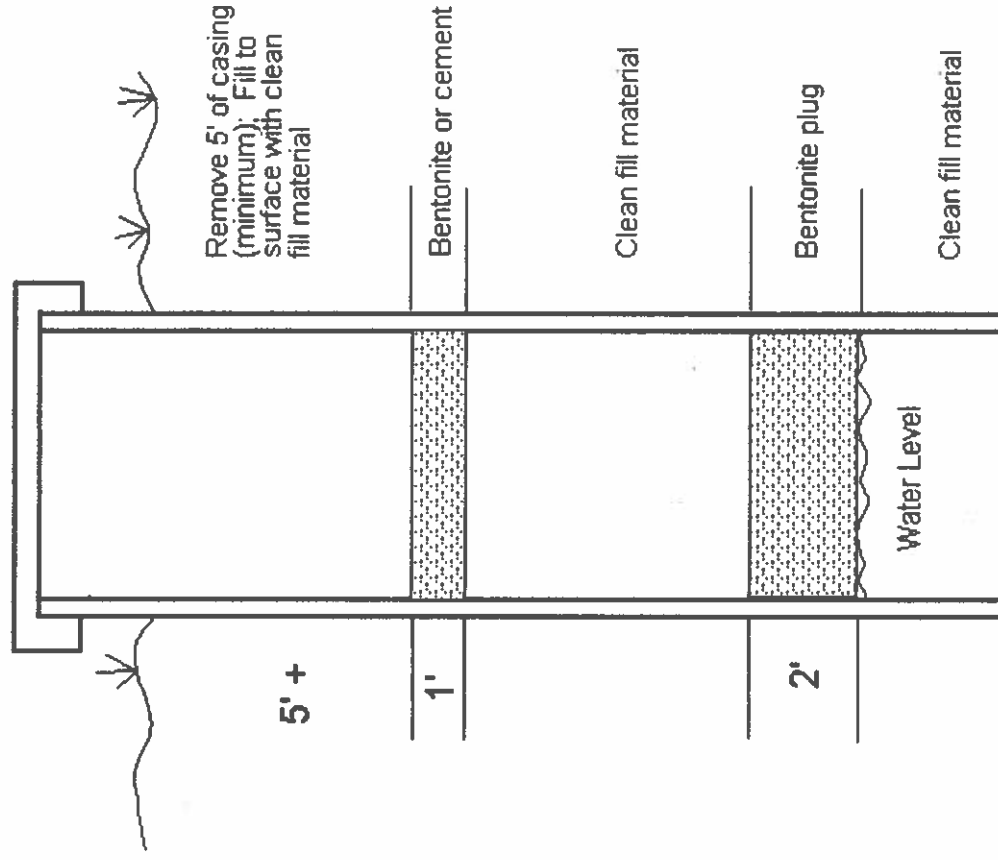
7. Other abandonment procedures may be approved by the division on a case by case basis.

8. Test and exploration wells shall be abandoned in such a manner to prevent the well from being a channel for the vertical movement of water or a source of contamination to ground water.

9. When bored wells are bored and a water source is not found, and the casing has not been placed in the bore hole, the bore hole may be abandoned by backfilling with the bore spoils to at least five feet below the ground surface. A two-foot-thick bentonite grout plug shall be placed at a minimum of five feet from the ground surface. The remainder of the bore hole shall be filled with the bore spoils.

Class III-C Bored/Dug Well Abandonment Procedures

1. All casing material may be salvaged.
2. Before the well is plugged, it shall be checked from land surface to the entire depth of the well to ascertain freedom from obstructions that may interfere with plugging (sealing) operations.
3. The well shall be thoroughly chlorinated prior to plugging (sealing).
4. Bored wells and uncased wells shall be backfilled with clean fill to the water level.
5. A two (2) foot Bentonite plug shall be placed immediately above the water level.
6. Clean fill shall be placed on top of the Bentonite and brought up to at least five (5) feet from the ground surface.
7. The top five (5) feet of well casing, if present, shall be removed from the bore hole. If an open annular space is present around the well casing, the annular space shall be filled with grout to the maximum depth possible, but less than or equal to twenty (20) feet.
8. A one foot thick cement or Bentonite grout plug that completely fills the bore void space shall be placed a minimum of five (5) feet from the ground surface.
9. The remaining space shall be filled with clean fill which is mounded a minimum of one foot above the surrounding ground surface.
10. Well location must be permanently identified, marked, or survey sited for future reference.



****ANOTHER APPROVED METHOD FOR WELL ABANDONMENT INCLUDES FILLING THE WELL FROM BOTTOM TO TOP WITH CONCRETE (TO WITHIN 5' OF THE GROUND SURFACE)****

**Addendum to AOSE/PE Certification Statement
For Private Well Construction Permit**

Instructions: Please check one box in 1-3 below. Statement templates for item #2 and #3 are on the following pages.

The proposed well site shown herein,

- 1. Is located a minimum of 50 feet from all property lines.
- 2. Is located within 50 feet of the adjacent property line(s) but I have determined that the adjacent property is not used for an agricultural operation.
 - i. Written affirmation from the adjacent property owner(s) that their property is not used for an agricultural operation.
 - ii. Other confirmation that land use is not an agricultural operation, please describe:

*Adjoining property is a residential subdivision lot
- 3. Is located within 50 feet of an adjacent property line where the property is used for an agricultural operation. For confirmation, I have attached the appropriate documentation pursuant to § 32.1-176.5:2 of the *Code of Virginia*. (check one below)
 - i. Written permission from the adjacent property owner(s) for the well construction.
 - ii. I certify that no other site on the property complies with the Board's Regulations for the construction of a private well.